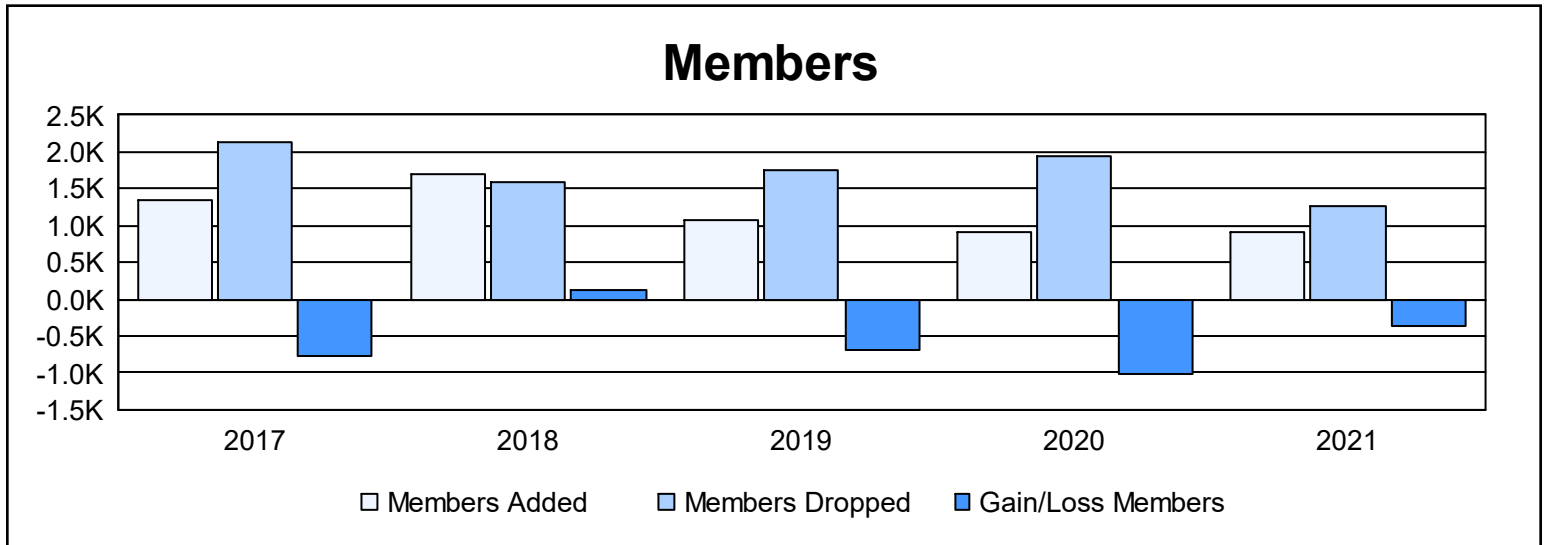
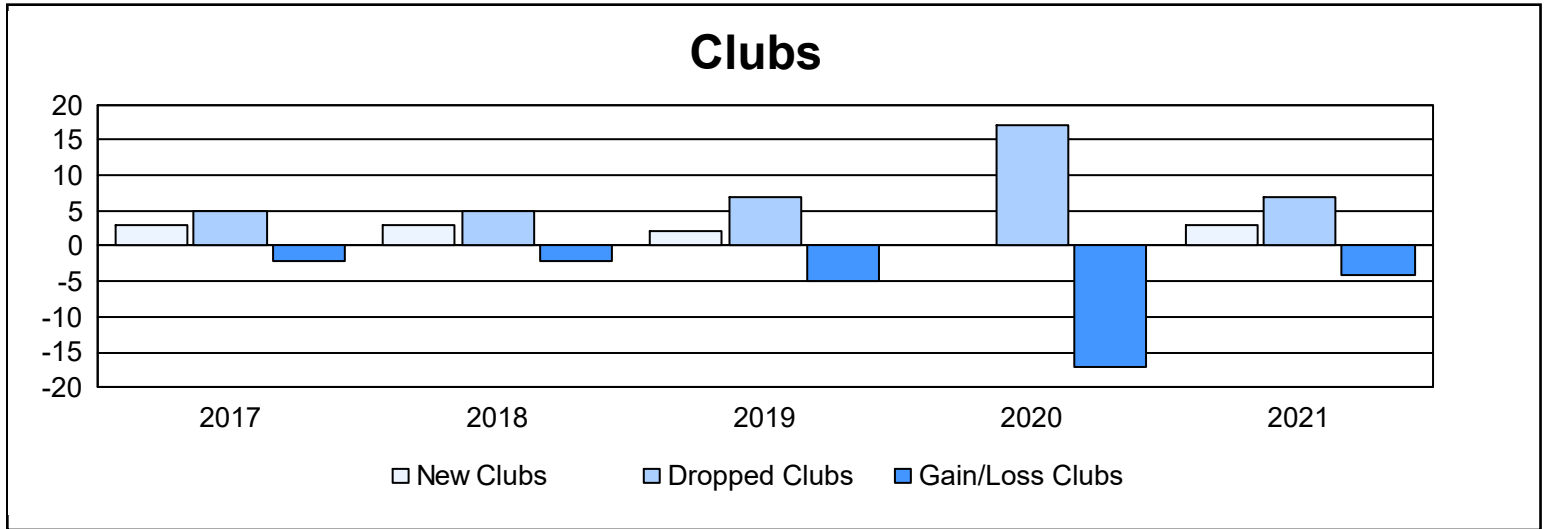
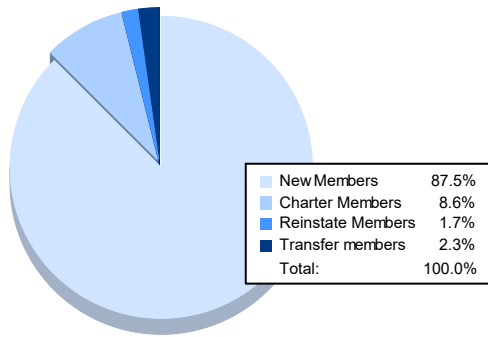


Year	New Clubs	Dropped Clubs	Gain/ Loss Clubs	New Members	Charter Members	Reinstate Members	Transfer Members	Total Member Added	Total Members Dropped	Gain/ Loss Members
2016-2017	3	5	-2	1,193	84	47	27	1,351	2,134	-783
2017-2018	3	5	-2	1,558	77	61	8	1,704	1,582	122
2018-2019	2	7	-5	980	50	18	19	1,067	1,765	-698
2019-2020	0	17	-17	824	8	28	48	908	1,937	-1,029
2020-2021	3	7	-4	795	78	15	21	909	1,267	-358
<b>Average</b>	<b>2</b>	<b>8</b>	<b>-6</b>	<b>1,070</b>	<b>59</b>	<b>34</b>	<b>25</b>	<b>1,188</b>	<b>1,737</b>	<b>-549</b>



### Membership Composition June 2021 Cumulative



### Gender Composition June 2021 Cumulative

